

'Tis a lesson you should heed:



try, try, try again.

If at first you don't succeed,

try, try, try again

William Edward Hickson







1803 – 1870



Marking at South End Junior is more than just ticking and crossing what is right or wrong. It is intended to celebrate children's efforts and support them in extending their learning. Our marking policy is very clear and is standard throughout the school, and most lessons, so children always know what to expect and how they are supposed to respond.

Our Marking Policy

Children at South End Junior School are given feedback for their work in a variety of ways. This has culminated in a marking policy which is used consistently throughout the school. Feedback is recorded in green pen using the following marking codes:

What I see in my book..	What it means...
	I have assessed myself to say whether I think I met the LQ.
green if achieved orange if partially or not achieved	My teacher will highlight the LQ when my work is marked.
	S: I worked with a little help from an adult.
	PS: I worked with a peer/friend G: I have had further Guided Learning with my teacher
	My adult talked to me about my learning during the lesson and has written a reminder.
	A star tells me the things I did really well. The wish gives me a challenge I must complete before starting my next piece of work
	Next lesson I need to work with an adult during focussed DRIVE TIME
My spelling needs correcting.	My teacher will highlight in blue, spellings I need to correct and list in the margin.

Marking

I take pride in my work!



WARNING!
Your presentation is not up to the standard!



GREAT!
Your presentation is superb!

I always draw a straight line under the last piece of work, using my ruler and a pencil.
I always write the long date (short date in Maths) and underline.
I always miss a line then write the Learning Question at the top of my work and underline.
I always use my best handwriting.
If I make a mistake in pen I put a cross next to it in pencil.
I respond to my teacher's challenge in red pen.
I write my corrected spellings 3 times in red pen.
I complete my DRIVE time in red pen.